


## Spreading My Wings from Year 1 to Year 2



This year has been so special,  
We've watched you learn and grow.  
But now the time has come for you,  
To spread your wings and go.

So hold your head up proudly,  
We know that you'll go far.  
You'll be a shining beacon,  
Just being who you are!

Best Wishes from

Mrs. Cherrington, Mrs. Gould, Ms. Stanley and Miss, Rock.



### Art/DT

Follow the recipe below, make some of Cody's butterfly cupcakes and share them with your family.

### PSED - Transition

This week we are thinking about September and moving to Year 2. Look at the booklet 'Spreading my wings from Year 1 to Year 2' below with an adult. Think about what you have enjoyed in Year 1 and what you are looking forward to in Year 2.

### Literacy-

Reading- Read 'The Cautious Caterpillar' and answer the questions below.

Writing- Write a sentence about each part of the life cycle of a butterfly using the boxes to help you.

### Maths

Solve the addition and subtraction calculations and colour the butterfly.

### Challenge-

Can you count in 2's, 5's and 10's and solve the multiplication calculations?

Remember the X symbol just means 'lots of', so  $3 \times 10$  is 3 lots of 10.

# The Cautious Caterpillar

It was springtime in the garden.

Cody the Caterpillar hatched from her egg and crawled onto a big green leaf.

She smiled happily.

"I love being a caterpillar!" she said and began to eat her tasty leaf.



Just then, a ladybird flew on over.

"You're very lucky!" said the ladybird. "When you become a butterfly, you will have wings, like me!"



"Flying looks very tiring," said Cody. "I wish I could stay as a caterpillar forever!"

"Don't worry," said the ladybird, "having wings is great. You can always stop for a rest!"

Cody smiled but didn't feel sure. "Maybe one day," she said.

She carried on eating and the ladybird flew away.

The next day, a bee buzzed on over.

"You're very lucky!" said the bee. "When you become a butterfly, you will sip nectar, like me!"

"I don't think I will like nectar," said Cody. "I wish I could stay as a caterpillar forever!"

"Don't worry," said the bee, "drinking nectar is great. It is ever so yummy!"



Cody smiled but didn't feel sure. "Maybe one day," she said.

She carried on eating and the bee buzzed away.

A few days later, a grasshopper jumped on over.

"You're very lucky!" said the grasshopper. "When you become a butterfly, you will have six legs, like me!"



"But I like having sixteen legs," said Cody. "I wish I could stay as a caterpillar forever!"

"Don't worry," said the grasshopper, "having six legs is great. That's plenty for landing on the ground!"

Cody smiled but didn't feel sure. "Maybe one day," she said.

She carried on eating and the grasshopper jumped away.

The next day, Cody was full. She thought about everything her friends had told her and decided to be brave.

"Maybe today!" she said, as she changed herself into a chrysalis.

She stayed like that for many days, until she was finally ready to leave her chrysalis...

...and become a butterfly!



Cody explored the garden, feeling happy and proud of her new wings.

"Having wings **is** great!" she said, as she flew past the ladybird.

"This **is** yummy!" she said to the bee, as they sipped nectar together.

"Six legs **is** plenty!" said Cody, as she landed next to the grasshopper.

That evening, she came across a caterpillar eating a tasty green leaf.

"You're very lucky!" said Cody. "When you have finished eating, you will become a butterfly, like me!"

The caterpillar smiled but didn't look sure.

"I wish I could stay as a caterpillar forever!" he said.

"Don't worry," said Cody. "I loved being a caterpillar too, but trust me, being a butterfly is great!"



# Questions

1. What is the name of the main character in the story? Tick one.

- Cathy
- Cody
- Colin

2. Why didn't Cody want to fly? Tick one.

- She thought it would be tiring.
- She was scared of heights.
- She thought she couldn't do it.

3. What did the bee sip? Tick one.

- water
- pop
- nectar

4. What did Cody change herself into? Tick one.

- a chrysalis
- a caterpillar
- a grasshopper

5. How did Cody feel about her new butterfly wings? Tick one.

- grumpy and cross
- sad and scared
- happy and proud

# Questions

1. What kind of creature is Cody? Tick one.

- a bumblebee  
 a caterpillar  
 a ladybird

2. What did Cody want to do? Tick one.

- She wanted to eat nectar.  
 She wanted to fly.  
 She wanted stay as a caterpillar forever.

3. Write one thing Cody said to each of the minibeasts who tried to make her feel better about changing into a butterfly.

---



---

4. Draw a line to match up the speech with the character who said it.

"When you become a butterfly, you will sip nectar, like me!"

the grasshopper

"Having wings is great!"

the bee

"Don't worry, having six legs is great!"

Cody

5. Complete this sentence.

"Maybe today!" she said, as she changed herself into a \_\_\_\_\_.

butterfly

chrysalis

ladybird

# Questions

1. What time of year was it in the garden? Tick one.

- autumn  
 spring  
 summer

2. How many legs does Cody say she likes having at the beginning of the story?

---

3. List three adjectives used in the story to describe the leaf.

1. \_\_\_\_\_

2. \_\_\_\_\_

3. \_\_\_\_\_

4. Draw a line to match each word to its meaning

nectar

to come out of an egg

chrysalis

a sugary liquid found in flowers

hatched

the hard case a caterpillar changes itself into before it turns into a butterfly

5. Why do you think Cody wanted to stay as a caterpillar forever?

---

6. How do Cody's feelings change by the end of the story?

Why do you think she has a change of heart?

---

---

---

# Life Cycle of a Butterfly Writing Activity

Write a sentence about each part of the life cycle of a butterfly.

Use the boxes at the top to help you.



sound it out



finger spaces



full stop



---

---



---

---



---

---



---

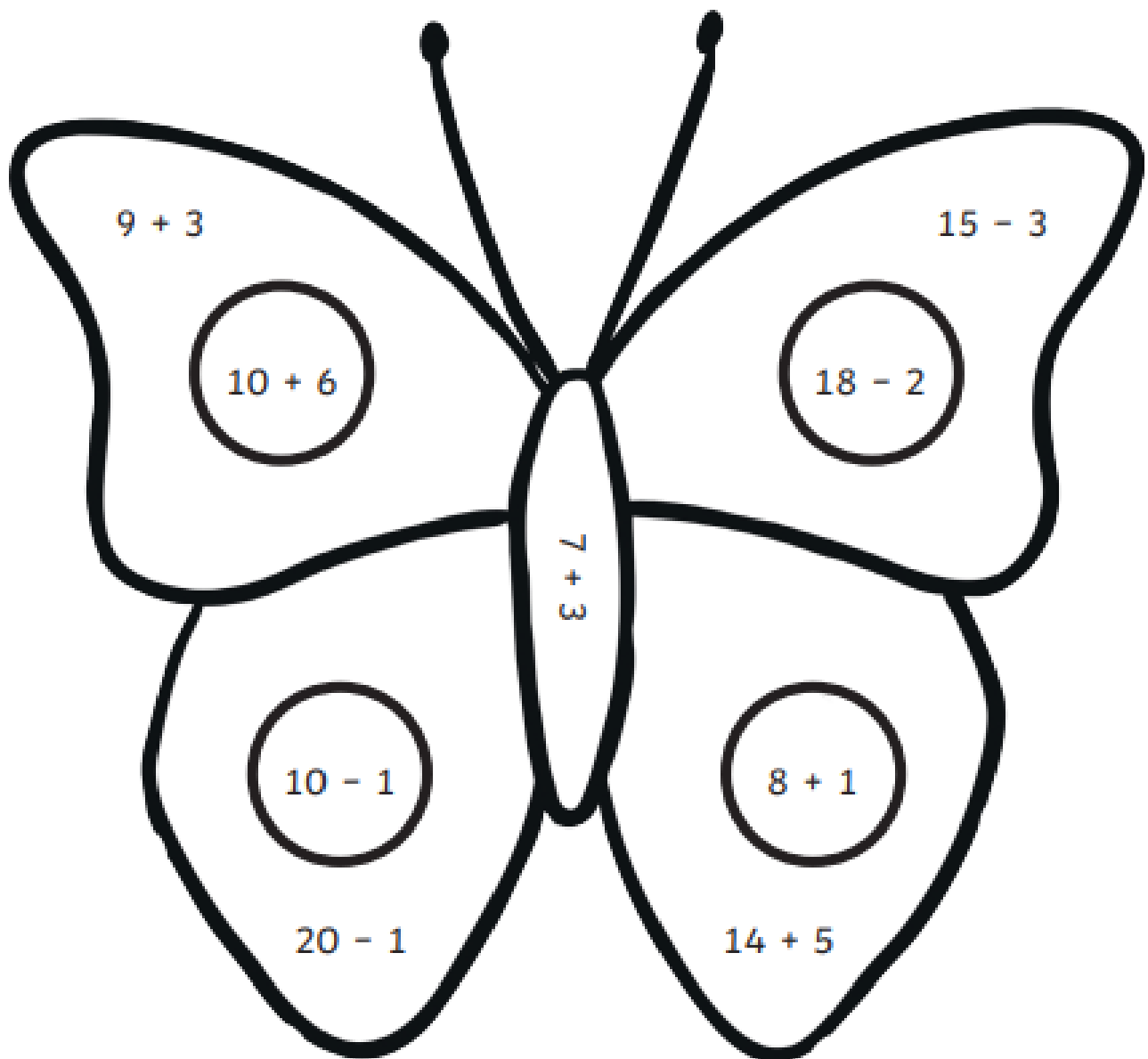
---



# Addition and Subtraction to 20

## Colour by Number

Solve the calculations to colour in this spring picture.



<b>Answer:</b>	<b>19</b>	<b>16</b>	<b>12</b>	<b>10</b>	<b>9</b>
<b>Colour:</b>	red	yellow	green	brown	blue

**CHALLENGE-** Can you count in 2's, 5's and 10's?

Remember X just means 'lots of'.  $3 \times 10$  is 3 lots of 10 and  $5 \times 2$  is 5 lots of 2.

# The Cautious Caterpillar Multiplication Mosaic

Solve the calculations to reveal the hidden picture.


Each answer has a special colour.

20, 30, 40 = black

5, 10, 15 = red

		$10 \times 2$					$5 \times 4$		
			$3 \times 10$			$10 \times 4$			
	$6 \times 5$			$2 \times 10$	$5 \times 6$			$3 \times 10$	
	$5 \times 4$	$8 \times 5$	$1 \times 5$	$5 \times 2$	$3 \times 5$	$5 \times 1$	$4 \times 10$	$2 \times 10$	
		$1 \times 10$	$5 \times 8$	$3 \times 5$	$2 \times 5$	$6 \times 5$	$10 \times 1$		
$10 \times 4$	$5 \times 6$	$3 \times 5$	$2 \times 5$	$10 \times 2$	$3 \times 10$	$1 \times 10$	$1 \times 5$	$8 \times 5$	$5 \times 6$
$5 \times 8$		$5 \times 1$	$8 \times 5$	$5 \times 2$	$5 \times 3$	$4 \times 10$	$5 \times 3$		$2 \times 10$
		$3 \times 10$	$10 \times 1$	$3 \times 5$	$2 \times 5$	$10 \times 1$	$4 \times 5$		
	$10 \times 4$	$5 \times 4$					$10 \times 2$	$6 \times 5$	

# Spreading My Wings from Year 1 to Year 2



Name: \_\_\_\_\_

My favourite thing about school is...

---

---

---

---

---

---

My friends at school are...


---

---

---

---

A picture of me with my friends:



I enjoy learning about...

---

---

---

I am good at...

---

---

---

I would like to get better at...

---

---

---

I am looking forward to...

---

---

---

---

I would like to learn...

---

---

---

---

---



# Cody's Butterfly Cupcakes

## Ingredients

### For the cakes

- 110g caster sugar
- 110g self-raising flour
- 2 tsp baking powder
- 110g butter or margarine
- 2 eggs

## Method

1. Preheat your oven to 180°C (fan), 200°C, or gas mark 6.
2. Mix together the sugar, flour and baking powder.
3. Add the butter/margarine and eggs to your mixture.
4. Whisk all the ingredients together until the mixture is light and fluffy.
5. Add the mixture to the cupcake cases.
6. Bake your cakes in the oven for around 15-20 minutes or until they are golden brown.
7. Allow them to cool by placing them on a cooling rack.
8. Make your icing by whisking together the butter/margarine and icing sugar.
9. Carefully, use a knife to cut a dome shape out of the middle of the top of each cake. Cut this cake dome in half.
10. Fill each hole with icing and place the dome halves onto the cake to look like butterfly wings.
11. Enjoy your beautiful butterfly cakes!

## Equipment

Mixing bowl

Wooden spoon

Whisk

Cake cases

Fairy cake baking tin

Teaspoon

Cooling rack

Sieve

Knife